



Innovate.
Educate.
Empower.

How to register a profile on Medical Practice Consulting (MPC)



How to register a profile

Registering a profile on the MPC Platform is a quick and easy process. It is important to have access to an active email account as you will be required to confirm your account via email confirmation.

Follow these steps:

Step 1

Visit MPC ([Welcome - Medical Practice Consulting \(mpconsulting.co.za\)](http://www.mpconsulting.co.za)) and **click** on **Register** (top right corner).

Step 2

Complete the required information and **click** on **Register**.

CREATE A NEW ACCOUNT

Title

Initials

First Name

Last Name

Country

Email

Don't have an email address? No problem! Please click [here](#) to open a free Microsoft Outlook email account.

Gender

Why do I have limited gender options?

Ethnicity

Education Level


Why do I need to provide my personal information to register a user profile?

Password

Show password requirements

Confirm Password

I hereby confirm that the information that I have provided is complete and accurate. I understand that my disclosed information will be used by various system functionalities including the issuing of course completion certificates and the awarding of scholarships, where applicable.

I'm not a robot 

reCAPTCHA
Privacy - Terms

I have read and accept the [terms and conditions](#)

Terms and Conditions, Privacy Clause and Disclaimer


Register


You will be redirected to the following screen:

Confirmation Required

Your email address needs to be verified before logging in.
Please log into your email address and click on the Account Confirmation link emailed when your account was registered. Note that this link is only valid for 24 hours.

If you have not received the email confirmation, or if the link has expired please see below to resend the confirmation email.

 I'm not a robot

 reCAPTCHA
Privacy - Terms

[Resend](#)

Step 3

You will receive an Account Confirmation Email on the email account used to register.
Click to confirm your MPC account



Revolutionising Healthcare



You have registered Successfully on Medical Practice Consulting

Please confirm your account by clicking [here](#)

Note that the above link is only valid for 24 hours. If this period has been exceeded please click [here](#) to receive a new link.

Kind Regards,
The MPC Team

admin@triscoms.online | support@ps.studio
Copyright © 2022 Pioneering Solutions Studio (Pty) Ltd.
All Rights Reserved. Based on TRISCOMS technology.



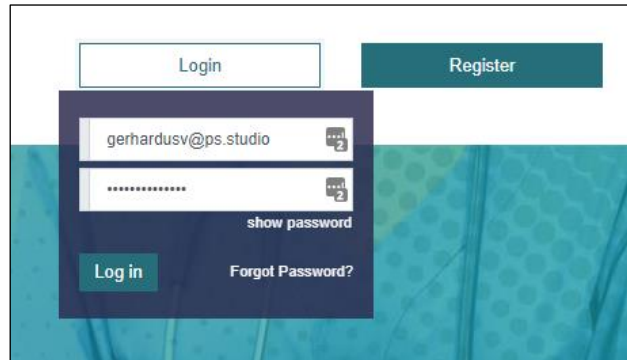
If you do not receive this email, check your **Junk** or **Spam folder** in your inbox before contacting the PSS Support.



Step 4

Once you have confirmed your MPC account, you can access the system by logging in with your user details.

- Visit the **MPC platform** at <https://www.mpconsulting.co.za/>.
- Click on **Login** in the top right corner.
- Enter your **username** and **password** and click on **Log in**.



The screenshot shows a login form on a website. At the top, there are two buttons: 'Login' and 'Register'. Below these, there are two input fields. The first field contains the email address 'gerhardusv@ps.studio'. The second field contains a masked password '.....'. To the right of the password field is a 'show password' link. Below the input fields, there is a 'Log in' button and a 'Forgot Password?' link. The background of the form is a dark blue gradient with a pattern of light blue dots.

Contact our support team for any additional assistance:

Tel: +27 12 111 7001

Email: support@ps.studio

